



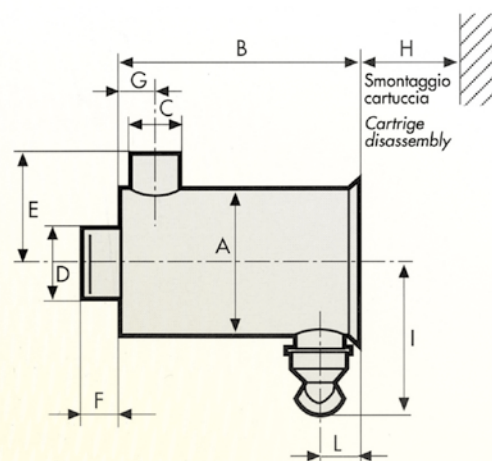
Dry air filters

Dry air filters



The FBN dry air filters are used mainly in endothermic engines and compressors, for this reason, they have been able to ensure the maximum protection from dust. Three fundamental factors contribute to the results of FBN dry air filter: **1.** A series of tabs which create a centrifugation of air intake, eliminating approx. 85% of dust

2. A rubber dust-evacuator valve which allows the discharge of powder to the outside **3.** Paper filter cartridge of excellent quality with maximum filtering surface, is able to completely hold dust. Special attention has been dedicated to the construction of filter body and the choice of varnish, both fundamental elements to endure and resist to any external environmental condition and usage. The internal filtering element offers the possibility to come equipped with a second filtering element (safety cartridge) which guarantees the best filtration in extremely dusty environments and a subsequent protection in case of 1° filtering element breakage.

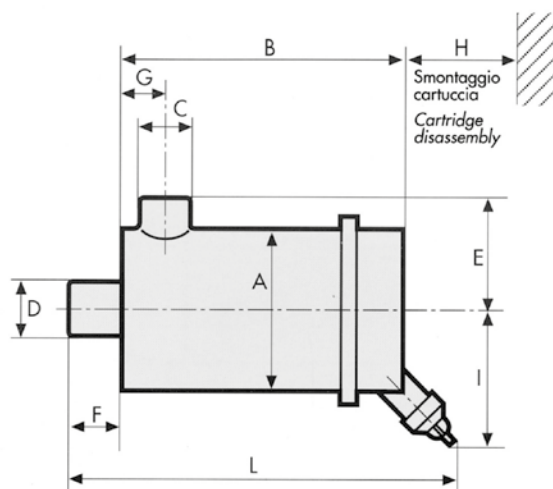


Model* with paper Cartridge	Dimensions mm										Spare cartridge	Capacity** m ³ /h
	A	B	C	D	E	F	G	H	I	L		
FS9.02502	114	188	50	45	85	43	32	190	125	26	AT2.06061	130
FS9.02548	133	260	50	50	100	42	43	242	145	42	AT2.01803	180
FS9.02521	166	310	76	76	130	53	50	285	161	42	AT2.06081	300
FS9.02507	203	398	95.5	89	178	60	65	399	179	42	AT2.01856	500
FS9.02553	259	430	114	102	205	50	86	380	230	50	AT2.06102	800
FS9.02580	300	424	127	127	226	70	100	385	251	50	AT1.06152	950

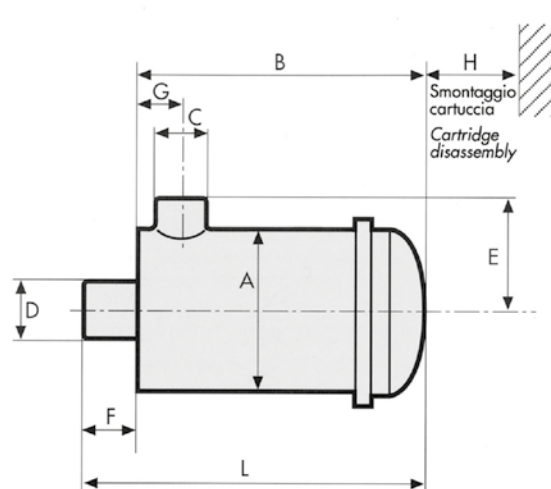
* SAFETY ELEMENT VERSION: ADD "S" TO CODE'S END

• SPECIAL FILTERS ARE AVAILABLE UPON REQUEST.

**CAPACITY WITH A LOAD LOSS OF 200 mm H₂O.



Type 1 with dust-evacuator valve



Type 2 with dust cap

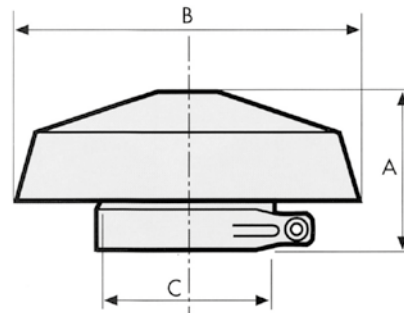
Type	Model* with paper Cartridge	Dimensions mm										Spare cartridge	Capacity** m ³ /h
		A	B	C	D	E	F	G	H	I	L		
1	FS9.02527	114	200	50	45	85	40	32	125	90	256	AT2.01800	105
2	FS9.02528	114	216	50	45	85	40	32	125	–	256	AT2.01800	105
1	FS9.02529	133	160	50	50	100	60	40	100	133	264	AT2.06158	140
2	FS9.02530	133	204	50	50	100	60	40	100	–	259	AT2.06158	140
1	FS9.02531	133	270	50	50	100	60	40	205	133	374	AT2.01806	170
2	FS9.02532	133	309	50	50	100	60	40	175	–	369	AT2.01806	170
1	FS9.02533	133	370	63	58	100	60	45	290	150	474	AT2.06076	215
2	FS9.02534	133	414	63	58	100	60	45	285	–	469	AT2.06076	215
1	FS9.02535	166	300	63	58	115	60	45	240	150	396	AT2.01837	215
2	FS9.02536	166	340	63	58	115	60	45	195	–	400	AT2.01837	215
1	FS9.02546	166	387	76	76	130	57	53	320	134	454	AT1.01840	270
1	FS9.02537	166	400	76	76	160	65	50	340	150	501	AT2.01827	270
2	FS9.02538	166	440	76	76	160	65	50	300	–	505	AT2.01827	270
1	FS9.02539	203	320	76	76	140	60	50	260	165	428	AT2.01838	350
2	FS9.02540	203	365	76	76	140	60	50	220	–	425	AT2.01838	350
1	FS9.02541	203	400	96	89	185	65	60	340	165	513	AT2.01833	450
2	FS9.02542	203	450	96	89	185	65	60	340	–	515	AT2.01833	450

* SAFETY ELEMENT VERSION: ADD "S" TO CODE'S END

- SPECIAL FILTERS ARE AVAILABLE UPON REQUEST.
- **CAPACITY WITH A LOAD LOSS OF 200 mm H₂O.

Rain caps

Type	Model	Dimensions mm		
		A	B	C
A	CA4.01067	41	95	40
A	CA4.01068	43	95	47,6
A	CA4.01081	54	125	48
P	CA6.01082	64	136	50
P	CA6.01074	64	136	58
P	CA6.02108	64	136	60
P	CA6.02116	64	136	63
P	CA6.01073	64	136	65
P	CA6.01076	64	136	68
P	CA4.02109	64	136	76
P	CA4.02105	135	270	96
P	CA4.02110	135	270	102
P	CA4.02111	135	270	106
P	CA4.02112	135	270	110
P	CA4.02113	135	270	115
P	CA4.02114	135	270	127
P	CA4.02115	135	270	153



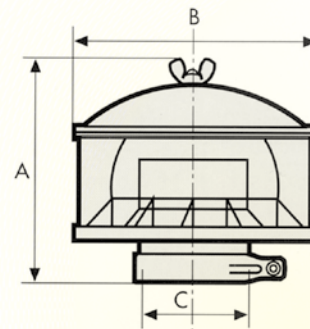
Type

A= Steel
P= Plastic

The rain caps prevent the entry of large foreign bodies (leaves, twigs, etc.) and protect the cleaner against weathering agents.

Precleaners

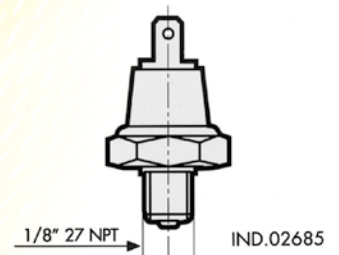
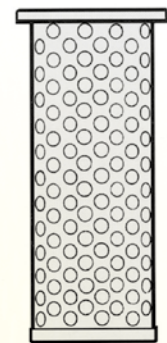
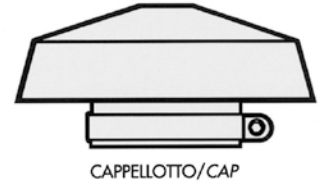
Model	Dimensions mm			Spare cover	Spare bowl
	A	B	C		
PR2.01092	88	100	40	CP3.01651	PT2.20055
PR2.02153	108	120	45	CP3.01653	PT2.20107
PR2.01093	108	120	48	CP3.01653	PT2.20107
PR2.02158	108	120	50	CP3.01653	PT2.20107
PR2.01094	123	136	58	CP3.01652	PT2.01634
PR2.02152	165	136	58	CP3.01652	PT2.01634
PR2.02159	123	136	60	CP3.01652	PT2.01634
PR2.01105	123	136	62	CP3.01652	PT2.01634
PR2.01090	131	173	63	CP3.01654	PT2.21479
PR2.01103	131	173	65	CP3.01654	PT2.21479
PR2.01102	131	173	68	CP3.01654	PT2.21479
PR2.02160	131	173	70	CP3.01654	PT2.21479
PR2.02151	131	173	76	CP3.01654	PT2.21479
PR2.02154	200	270	96	CP3.02671	PT2.02672
PR2.02161	200	270	102	CP3.02671	PT2.02672
PR2.02162	200	270	110	CP3.02671	PT2.02672
PR2.02163	200	270	115	CP3.02671	PT2.02672
PR2.02164	200	270	127	CP3.02671	PT2.02672
PR2.02171	200	270	77	CP3.02671	PT2.02672
PR2.02172	218	306	150		



Ideal for particularly dusty environments. They trap the heaviest particles which must be removed periodically by lifting the precleaner cover.

DRY FILTER ACCESSORY CHART

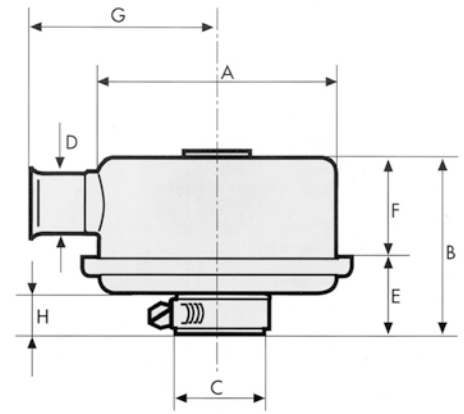
Model	Cap	Precleaner	Safety spare cartridge	Mounting Band (2 each)
FS9.02502	CA6.01082	PR2.02158	–	FF1.02623
FS9.02527	CA6.01082	PR2.02158	–	FF1.02623
FS9.02528	CA6.01082	PR2.02158	–	FF1.02623
FS9.02548	CA6.01082	PR2.02158	–	FF1.02624
FS9.02529	CA6.01082	PR2.02158	AT1.06010	FF1.02624
FS9.02530	CA6.01082	PR2.02158	AT1.06010	FF1.02624
FS9.02531	CA6.01082	PR2.02158	AT1.06213	FF1.02624
FS9.02532	CA6.01082	PR2.02158	AT1.06213	FF1.02624
FS9.02533	CA6.02116	PR2.01090	AT1.06073	FF1.02624
FS9.02534	CA6.02116	PR2.01090	AT1.06073	FF1.02624
FS9.02521	CA4.02109	PR2.02151	AT1.06093	FF1.02625
FS9.02535	CA6.02116	PR2.01090	AT1.01824	FF1.02625
FS9.02536	CA6.02116	PR2.01090	AT1.01824	FF1.02625
FS9.02537	CA4.02109	PR2.02151	AT1.01852	FF1.02625
FS9.02538	CA4.02109	PR2.02151	AT1.01852	FF1.02625
FS9.02507	CA4.02105	PR2.02154	AT1.01834	FF1.02626
FS9.02539	CA4.02109	PR2.02151	AT1.06159	FF1.02626
FS9.02540	CA4.02109	PR2.02151	AT1.06159	FF1.02626
FS9.02541	CA4.02105	PR2.02154	AT1.01834	FF1.02626
FS9.02542	CA4.02105	PR2.02154	AT1.01834	FF1.02626
FS9.02546	CA4.02109	PR2.02151	AT1.01841	FF1.02625
FS9.02553	CA4.02113	PR2.02163	AT1.06171	FF1.02697
FS9.02580	CA4.02114	PR2.02164	AT1.06107	FF1.03858



Changeable setting electric indicator upon request

Intake filters with metal housing

Available in small sizes, perfectly adaptable for compressors and small electric generating set assembly.

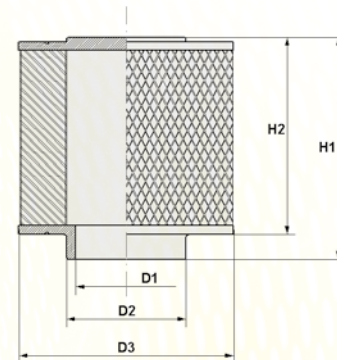


Model with paper Cartridge	Dimensions mm								Spare cartridge	Capacity* m ³ /h
	A	B	C	D	E	F	G	H		
FS1.02513	72	70	42	26	28	42	70	15	AT1.06085	60
FS2.02510	96	70	42	26	28	42	80	15	AT1.06086	80
FS3.02501	106	70	42	26	29	41	80	15	AT1.06087	100
FS4.02508	120	85	42	26	38	47	90	25	AT1.06088	135
FS5.02509	130	95	42	40	41	54	105	25	AT1.06089	150
FS6.02511	162	100	48	40	44	56	120	30	AT1.06090	180
FS7.02512	185	100	48	40	48	52	135	30	AA1.01587	200

- SPECIAL FILTERS ARE AVAILABLE UPON REQUEST.
- * CAPACITY WITH A LOAD LOSS OF 200 mm H₂O.
- ON REQUEST THE FILTER CAN BE SUPPLIED WITH A PRE-FILTER DUST SPONGE and/or A THREADED ATTACHMENT.

Intake paper filters with polyurethane connection

INTAKE PAPER FILTERS WITH POLYURETHANE CONNECTION This filter series is characterised by compact design, low weight and excellent filtration performances. **Clamp connection (not included).**



Model	Air Flow* m ³ /h	Dimensions mm				
		D1	D2	D3	H1	H2
AS1.03747	200	50	63	112	120	103
AS1.03794	410	76	90	130	150	125
AS1.03790	460	76	90	160	165	140
AS1.05386	750	100	120	230	155	120

The data in this catalogue is indicative and non-binding.

